


A Comprehensive Guide to Growing the Exquisite Penina Baltrusch Rose

The Penina Baltrusch rose, named after the renowned Latvian rose breeder, is a captivating floribunda that has stolen the hearts of rose enthusiasts worldwide. With its enchanting pink blooms, remarkable fragrance, and exceptional disease resistance, this variety is a true gem for any garden. In this comprehensive guide, we delve into the enticing world of the Penina Baltrusch rose, providing insights into its characteristics, planting techniques, meticulous care, and troubleshooting common issues.



How To Grow Roses by Penina L. Baltrusch

★★★★☆ 4.4 out of 5

Language	: English
File size	: 457 KB
Text-to-Speech	: Enabled
Screen Reader	: Supported
Enhanced typesetting	: Enabled
Print length	: 18 pages
Lending	: Enabled



Characteristics of the Penina Baltrusch Rose

- **Bloom Color:** Soft pink with a hint of salmon
- **Bloom Form:** Double-flowered with approximately 60 petals
- **Bloom Size:** 3-4 inches in diameter
- **Bloom Time:** Continuous bloomer throughout the summer

- **Foliage:** Dark green, semi-glossy leaves
- **Plant Height:** 2-3 feet
- **Plant Width:** 2-3 feet
- **Hardiness:** USDA Zones 5-9
- **Disease Resistance:** Excellent resistance to black spot, powdery mildew, and rust

Planting Penina Baltrusch Roses

1. **Choose the Right Location:** Select a sunny location with at least 6 hours of direct sunlight per day. Roses prefer well-drained soil with a pH between 6.0 and 6.5.
2. **Prepare the Soil:** Amend the soil with organic matter such as compost or manure to improve drainage and fertility.
3. **Dig the Hole:** Dig a hole twice the width of the root ball and just as deep.
4. **Position the Rose:** Remove the rose plant from its container and gently loosen any circling roots. Place the plant in the hole and backfill with soil, ensuring the bud union (the point where the rootstock and the scion are joined) is slightly above ground level.
5. **Water Thoroughly:** Water the rose deeply after planting to settle the soil around the roots.

Caring for Penina Baltrusch Roses

Regular care is essential for the thriving growth and abundant blooms of these enchanting roses.

Watering

- * Water your roses deeply and regularly, especially during hot, dry weather.
- * Avoid overwatering, as this can lead to root rot. * Water at the base of the plant, avoiding the foliage.

Fertilizing

- * Fertilize your roses monthly during the growing season using a balanced rose fertilizer. * Organic fertilizers such as bone meal or compost can also be used.

Pruning

- * Prune your roses in late winter or early spring before new growth begins.
- * Remove dead, diseased, or weak canes. * Cut back healthy canes by one-third to one-half their length.

Deadheading

- * Regularly remove spent blooms to encourage continuous flowering. * Deadhead by cutting the stem back to the first healthy set of leaves.

Mulching

- * Spread a layer of mulch around your roses to suppress weeds, retain moisture, and regulate soil temperature. * Organic mulches such as wood chips, bark, or compost are ideal.

Troubleshooting Common Issues

Despite their exceptional disease resistance, Penina Baltrusch roses can occasionally encounter challenges.

Pests

* Aphids: These tiny insects can infest new growth and suck the sap from leaves. * Control aphids by spraying insecticidal soap or neem oil.


Diseases

* Powdery Mildew: A fungal disease that forms a white, powdery coating on leaves. * Treat powdery mildew by spraying with fungicide or applying sulfur powder.

Environmental Issues

* Sunburn: Excessive exposure to direct sunlight can yellow or scorch leaves. * Protect roses from sunburn by providing partial shade during the hottest part of the day.

Growing the captivating Penina Baltrusch rose is a rewarding endeavor that can add beauty, fragrance, and joy to your garden. By following the comprehensive guide provided above, you can successfully cultivate these exquisite blooms, ensuring their health, vigor, and continuous flowering throughout the summer months. Immerse yourself in the enchanting world of the Penina Baltrusch rose and witness its undeniable charm and allure.



How To Grow Roses by Penina L. Baltrusch

★★★★☆ 4.4 out of 5

Language : English

File size : 457 KB

Text-to-Speech : Enabled

Screen Reader : Supported


Enhanced typesetting : Enabled

Print length : 18 pages

Lending : Enabled

FREE

DOWNLOAD E-BOOK



Unveiling Eleven of the Wheel of Time: A Journey Through Epic Fantasy

In the vast and intricate tapestry of Robert Jordan's legendary fantasy series, the Wheel of Time, Eleven stand as pivotal figures, their destinies entwined...



Ebony Jay Rice: A Rising Star in the Entertainment Industry

Ebony Jay Rice is a force to be reckoned with in the entertainment industry. As a multi-talented actress, singer, dancer, and producer, she has captivated audiences with...