

# 30 Fun Projects to Hand and Machine Sew: A Journey into the World of Needle and Thread

Embark on an exciting adventure in the world of sewing with this collection of 30 hand and machine sewing projects. Whether you're a seasoned seamstress or just starting your sewing journey, these projects are designed to engage your creativity and ignite your passion for needlework.



## Sewing For Kids: 30 Fun Projects to Hand and Machine

**Sew** by Alexa Ward

★★★★☆ 4.7 out of 5

|                      |             |
|----------------------|-------------|
| Language             | : English   |
| File size            | : 9674 KB   |
| Text-to-Speech       | : Enabled   |
| Enhanced typesetting | : Enabled   |
| Word Wise            | : Enabled   |
| Print length         | : 270 pages |
| Lending              | : Enabled   |
| Screen Reader        | : Supported |



## Projects for Beginners: Start Your Sewing Journey

**1. DIY Fabric Coasters:** Protect your surfaces in style with these easy-to-make fabric coasters. Choose your favorite fabrics and let your creativity flow.

**2. Simple Tote Bag:** Carry your essentials in style with a handmade tote bag. This beginner-friendly project is perfect for practicing basic sewing techniques.

**3. Hand-Sewn Pillowcase:** Add a personal touch to your bedding with a hand-sewn pillowcase. Experiment with different fabrics and stitch patterns to create a unique statement piece.

### **Intermediate Projects: Explore New Techniques**

**4. Zippered Pouch:** Keep your belongings organized with a zippered pouch. This intermediate-level project will teach you how to insert a zipper and add a professional touch.

**5. Basic Skirt:** Elevate your wardrobe with a self-sewn skirt. Learn the basics of garment construction and explore different skirt styles.

**6. Quilted Table Runner:** Add warmth and texture to your dining table with a quilted table runner. This project will introduce you to the art of quilting.

### **Advanced Projects: Unleash Your Potential**

**7. Embroidered Tapestry:** Create a stunning work of art with an embroidered tapestry. Explore different embroidery stitches and techniques to bring your designs to life.

**8. Fitted Sheet:** Tackle the challenge of sewing a fitted sheet and experience the satisfaction of creating a perfectly tailored bed linen.

**9. Leather Wallet:** Craft a durable and stylish leather wallet with this advanced-level project. Learn the techniques of leatherwork and add a personalized touch.

### **Home Decor Projects: Beautify Your Space**

**10. Fabric Wall Art:** Transform a blank wall into a masterpiece with a fabric wall art. Combine different fabrics and textures to create a unique statement piece.

**11. Custom Curtains:** Design and sew curtains to match your home decor. Choose your favorite fabrics, adjust the length, and add decorative touches.

**12. Quilted Bedspread:** Create a cozy and inviting bedroom with a quilted bedspread. Experiment with different quilting patterns to add depth and texture.

### **Fashion Projects: Express Your Style**

**13. Maxi Dress:** Sew a flowy and stylish maxi dress that will become a wardrobe favorite. Learn how to work with different fabrics and create a flattering silhouette.

**14. Gathered Skirt:** Add movement and elegance to your wardrobe with a gathered skirt. Explore different gathering techniques to achieve a unique and eye-catching look.

**15. Wrap Top:** Create a versatile and comfortable wrap top that can be dressed up or down. Experiment with different neckline styles and belt options.

### **Accessories Projects: Complete Your Look**

**16. Beaded Necklace:** Design and craft a unique beaded necklace that will make you stand out. Explore different beading techniques and create a personalized accessory.

**17. Crochet Earrings:** Add a touch of charm to your outfits with crocheted earrings. Learn the basics of crochet and create intricate and delicate earrings.

**18. Embroidered Scarf:** Stay cozy and stylish with a hand-embroidered scarf. Experiment with different embroidery designs and add a touch of personal flair.

### **Gift Projects: Share the Joy of Sewing**

**19. Quilted Baby Blanket:** Welcome a new little one with a handmade quilted baby blanket. Choose soft and breathable fabrics to create a cozy and cherished gift.

**20. Custom Stuffed Animal:** Create a one-of-a-kind stuffed animal that will bring joy to a loved one. Use your imagination and add personal details to make it truly special.

**21. Embroidered Gift Bag:** Wrap your gifts with love and style with a hand-embroidered gift bag. Personalize it with a special message or design.

### **Upcycling Projects: Repurpose and Create**

**22. T-Shirt Quilt:** Give new life to your old T-shirts by creating a unique and meaningful quilt. Recycle and repurpose your fabrics to create a cozy and personalized heirloom.

**23. Denim Tote Bag:** Transform old jeans into a stylish denim tote bag. Explore different embellishment techniques to add character and personality.

**24. Window Valance from Fabric Scraps:** Utilize fabric scraps to create a beautiful window valance. Combine different colors and patterns to add a touch of whimsy to your home.

### **Mixed Media Projects: Explore Artistic Boundaries**

**25. Fabric Collage Wall Art:** Unleash your creativity with a fabric collage wall art. Combine different fabrics, textures, and colors to create a vibrant and expressive piece of art.

**26. Hand-Embroidered Canvas Painting:** Embellish a canvas painting with hand-embroidered details. Blend different art forms to create a unique and captivating work of art.

**27. Macrame Plant Hanger:** Create a stylish and sustainable plant hanger using macrame knots. Explore different knotting techniques and designs to add a touch of bohemian flair.


### **Embroidery Projects: Thread and Imagination**

**28. Embroidered Hoop Art:** Create a miniature masterpiece with embroidered hoop art. Experiment with different embroidery stitches and motifs to express your unique style.

**29. Hand-Embroidered Tablecloth:** Add a touch of elegance to your dining table with a hand-embroidered tablecloth. Choose a delicate embroidery design and create a timeless heirloom.

**30. Silk Ribbon Embroidery Picture:** Explore the art of silk ribbon embroidery to create a stunning picture. Use vibrant silk ribbons and different stitch techniques to bring your designs to life.

Immerse yourself in the world of sewing with these 30 engaging projects. Whether you're a novice or a seasoned stitcher, these projects will provide endless opportunities for creativity, learning, and self-expression. Grab your needle and thread, select a project that sparks your imagination, and let your sewing journey unfold.




## Sewing For Kids: 30 Fun Projects to Hand and Machine

**Sew** by Alexa Ward


★★★★☆ 4.7 out of 5

Language : English  
File size : 9674 KB  
Text-to-Speech : Enabled  
Enhanced typesetting : Enabled  
Word Wise : Enabled  
Print length : 270 pages  
Lending : Enabled  
Screen Reader : Supported



## Unveiling Eleven of the Wheel of Time: A Journey Through Epic Fantasy

In the vast and intricate tapestry of Robert Jordan's legendary fantasy series, the Wheel of Time, Eleven stand as pivotal figures, their destinies entwined...



## **Ebony Jay Rice: A Rising Star in the Entertainment Industry**

Ebony Jay Rice is a force to be reckoned with in the entertainment industry. As a multi-talented actress, singer, dancer, and producer, she has captivated audiences with...